

Harvest the Sunshine

JA SOLAR

455W



JAM54D40 LB n-type Double Glass Bifacial Modules

Premium Cells

n-
Bycium+
16BB

MBB Half-Cell
Technology

26%



Cell Conversion
Efficiency

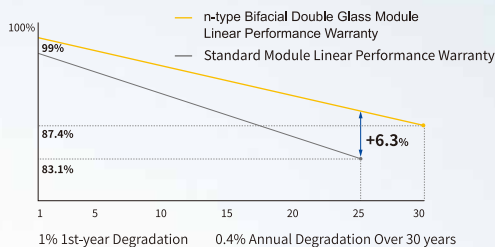
Premium Modules

⚡ Higher power
generation better LCOE

LID n-type with very
Lower LID

°C Better Temperature
Coefficient

☁ Better low irradiance
response



25 25-year product
warranty

30 30-year linear power
output warranty

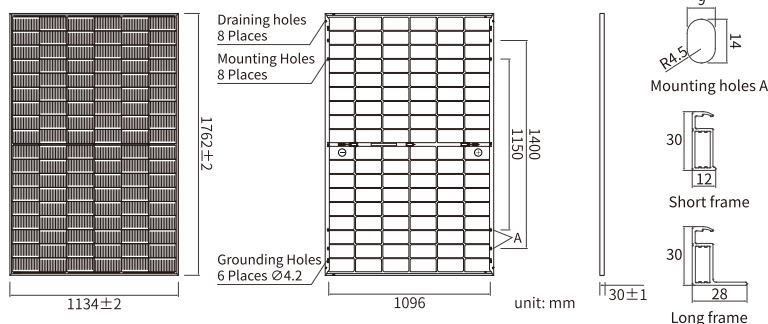
Comprehensive Certificates

- IEC 61215, IEC 61730, UL 61215, UL 61730
- ISO 9001: 2015 Quality management systems
- ISO 14001: 2015 Environmental management systems
- ISO 45001: 2018 Occupational health and safety management systems
- IEC 62941: 2019 Terrestrial photovoltaic (PV) modules - Quality system for PV module manufacturing



DEEP BLUE 4.0 Pro

JAM54D40 LB n-type Double Glass Bifacial Modules



MECHANICAL PARAMETERS

Cell	Mono
Weight	22kg
Dimensions	1762±2mm × 1134±2mm × 30±1mm
Cable Cross Section Size	4mm ² (IEC), 12 AWG(UL)
No. of cells	108(6×18)
Junction Box	IP68, 3diodes
Connector	QC 4.10-351/ MC4-EVO2A
Cable Length (Including Connector)	Portrait: 300mm(+)/400mm(-) Landscape: 1200mm(+)/1200mm(-)
Front Glass/Back Glass	1.6mm/1.6mm
Packaging Configuration	36pcs/Pallet, 936pcs/40HQ Container

Remark: customized frame color and cable length available upon request

ELECTRICAL PARAMETERS AT STC

TYPE	JAM54D40 430/LB	JAM54D40 435/LB	JAM54D40 440/LB	JAM54D40 445/LB	JAM54D40 450/LB	JAM54D40 455/LB
Rated Maximum Power(Pmax) [W]	430	435	440	445	450	455
Open Circuit Voltage (Voc) [V]	38.50	38.70	38.90	39.10	39.30	39.50
Maximum Power Voltage(Vmp) [V]	32.12	32.29	32.47	32.65	32.82	33.00
Short Circuit Current(Isc) [A]	14.14	14.23	14.31	14.40	14.48	14.56
Maximum Power Current(Imp) [A]	13.39	13.47	13.55	13.63	13.71	13.79
Module Efficiency [%]	21.5	21.8	22.0	22.3	22.5	22.8
Power Tolerance	0~+3%					
Temperature Coefficient of Isc(α _{Isc})	+0.045%/°C					
Temperature Coefficient of Voc(β _{Voc})	-0.250%/°C					
Temperature Coefficient of Pmax(γ _{Pmp})	-0.290%/°C					
STC	Irradiance 1000W/m ² , cell temperature 25°C, AM1.5G					

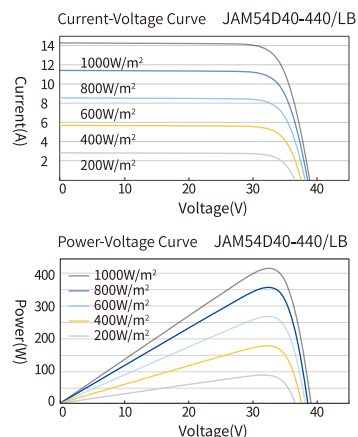
Remark: Electrical data in this catalog do not refer to a single module and they are not part of the offer. They only serve for comparison among different module types.

ELECTRICAL CHARACTERISTICS WITH 10% SOLAR IRRADIATION RATIO

TYPE	JAM54D40 430/LB	JAM54D40 435/LB	JAM54D40 440/LB	JAM54D40 445/LB	JAM54D40 450/LB	JAM54D40 455/LB
Rated Max Power(Pmax) [W]	464	470	475	481	486	491
Open Circuit Voltage(Voc) [V]	38.50	38.70	38.90	39.10	39.30	39.50
Max Power Voltage(Vmp) [V]	32.11	32.29	32.47	32.65	32.82	32.99
Short Circuit Current(Isc) [A]	15.27	15.36	15.46	15.55	15.64	15.73
Max Power Current(Imp) [A]	14.46	14.55	14.63	14.72	14.81	14.89
Irradiation Ratio (rear/front)	10%					

* Bifaciality=Pmax, rear/Rated Pmax, front

CHARACTERISTICS



OPERATING CONDITIONS

Maximum System Voltage	1500V DC
Operating Temperature	-40°C~+85°C
Maximum Series Fuse Rating	30A
Maximum Static Load, Front	5400Pa(112 lb/ft ²)
Maximum Static Load, Back	2400Pa(50 lb/ft ²)
NOCT	45±2°C
Bifaciality*	80%±10%
Safety Class	Class II
Fire Performance	UL Type 38/Class C